

BALLON

Using square paper like
15cm * 15cm

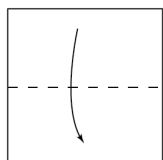
Front



Back

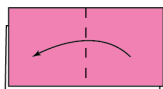


1



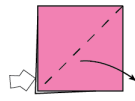
Fold in half horizontally

2



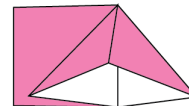
Fold in half

3



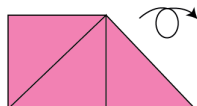
Open the Part

4



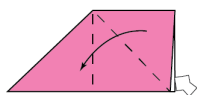
Flatten the space

5



Turn over

6



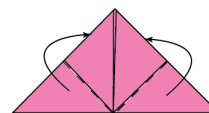
Open the Part and flatten

7



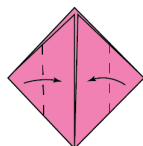
Fold in the dotted lines

8



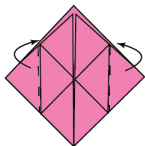
Fold backward in the dotted lines

9



Fold in the dotted lines

10



Fold backward in the dotted lines

11



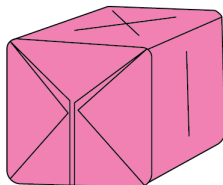
Tuck them into the pocket

12



Blow up from Part

13



Final!