

Dragon

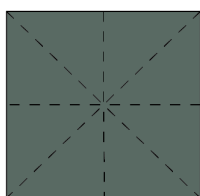
Front



Back

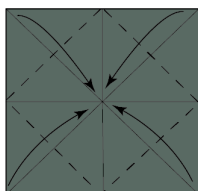


1



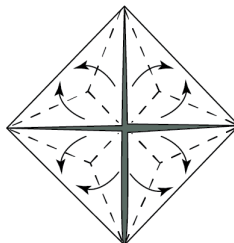
Fold in all the dotted lines and unfold

2



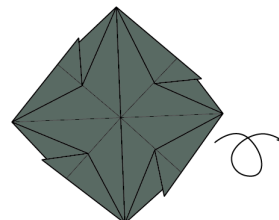
Fold in the dotted lines

3



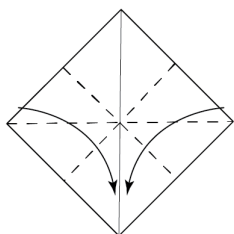
Fold each corner from the center in the dotted lines

4



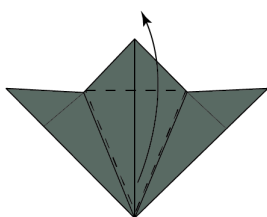
Turn over

5



Fold from the dotted line towards the center

6



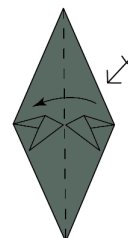
Fold in the dotted lines upward

7



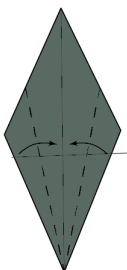
Bring the tip of the two triangle downward

8



open the model in the dotted lines

9



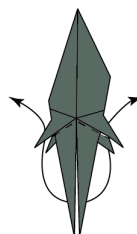
Fold in the dotted lines

10




Open the model from the middle

11



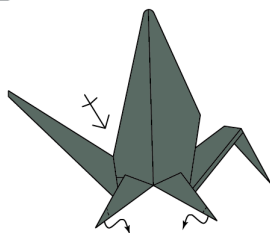
Fold the leg upward in the dotted part

12



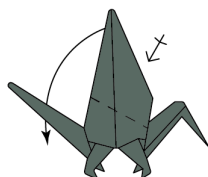
Step fold the head in the dotted lines

13




Step fold the leg in the dotted lines

14



Bring down the wings in the dotted lines

15



Finished!