



Finger Claws

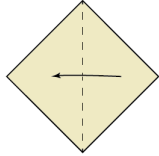
Front



Back

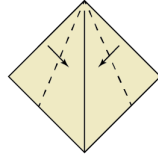


1



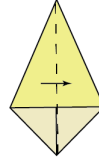
Fold in half

2



Fold in the dotted lines

3



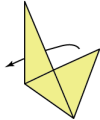
Fold in half

4



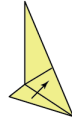
Fold only the top layer in the dotted lines

5



Take the tip of the left corner backwardly to the right

6



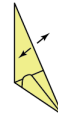
Take the right corner towards the center

7



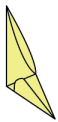
Pocket inside along the dotted lines

8



Open the model from ↗

9



Finished